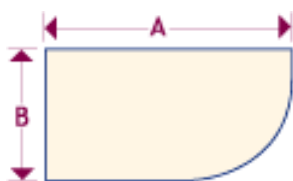


Name & Address

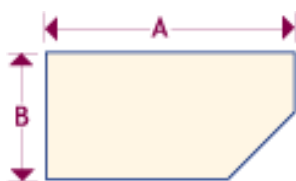
your PO #  
their PO #

COLOR	MDF only #999	MODEL	EDGE PROFIL
melamine back white #555 <input type="text"/>	melamine back color <input type="text"/>	MDF melamine back white #555 <input type="text"/>	MDF melamine back color <input type="text"/>
			MDF melamine back recoatable #998 <input type="text"/>

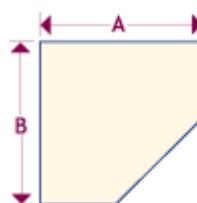
**CORNER SHELVES**



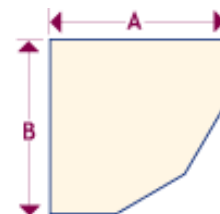
■ left #3950  
■ right #3956



■ left #3952  
■ right #3957



■ left #3953  
■ right #3958



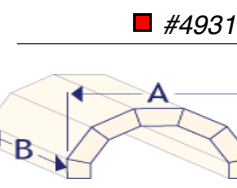
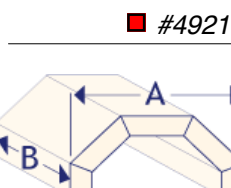
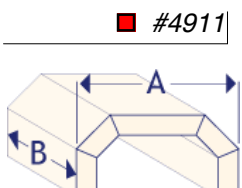
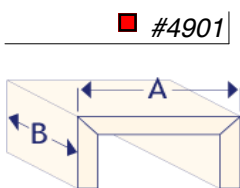
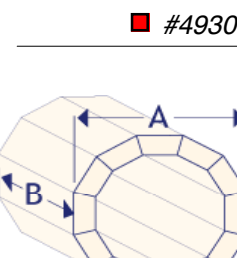
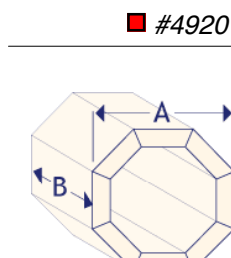
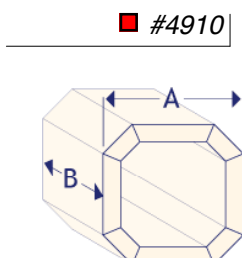
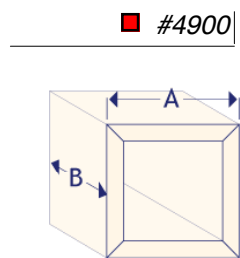
■ left #3954  
■ right #3959

Qty	A	x	B	Model
_____	_____	x	_____	<input type="text"/>
_____	_____	x	_____	<input type="text"/>

Edge profile

vertical grain   
horizontal grain

**COLUMNS**



Qty	A (diameter)	x	B (height)	Model
_____	_____	x	_____	<input type="text"/>
_____	_____	x	_____	<input type="text"/>

Square edge by default